

BRD05 Single channel Loop Detector

WWW.MAG.COM.MY



Description

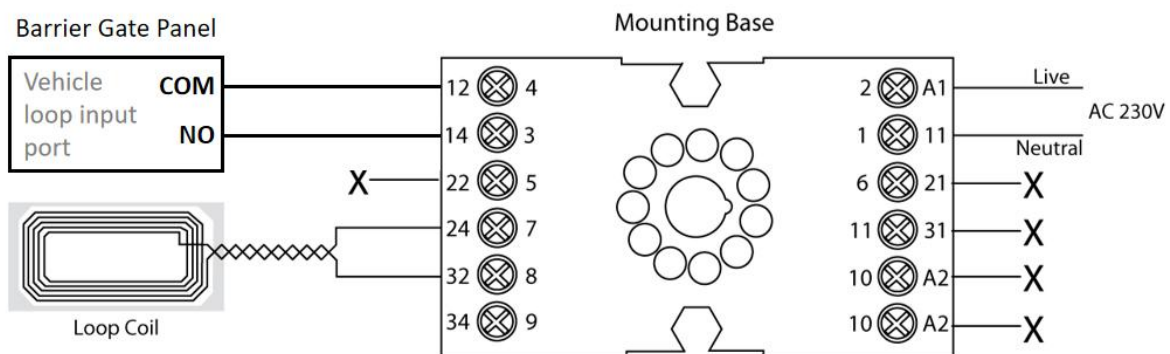
MAG BRD05 is a single channel loop detector. The principle is based on a change in the inductance with the loop which is caused by the metallic component of passing vehicles which are picked up & evaluated by a microprocessor.

With **EXTRA WIDE INDUCTANCE (EWI)**, BRD05 provides a wider inductance ideal for all loop coil installation.

Technical Parameters

Input Voltage	230ACV±10%
Sensitivity	Adjustable in 3 increments
Operating temperature	-25°C to +70°C
Reaction time	50ms
Frequency range	20KHz to 200KHz
Loop coil inductance	Max limit of 40µH to 1000µH (EWI), best performance is 80µH to 300µH
Loop coil connection	< 10 m optimal
Loop coil connection wiring	Maximum length 200 meter, twisted at least 20 times per meter
Dimension	36mm (W) x 78mm (H) x 85mm (L)
Net weight	250g

Connection Diagram

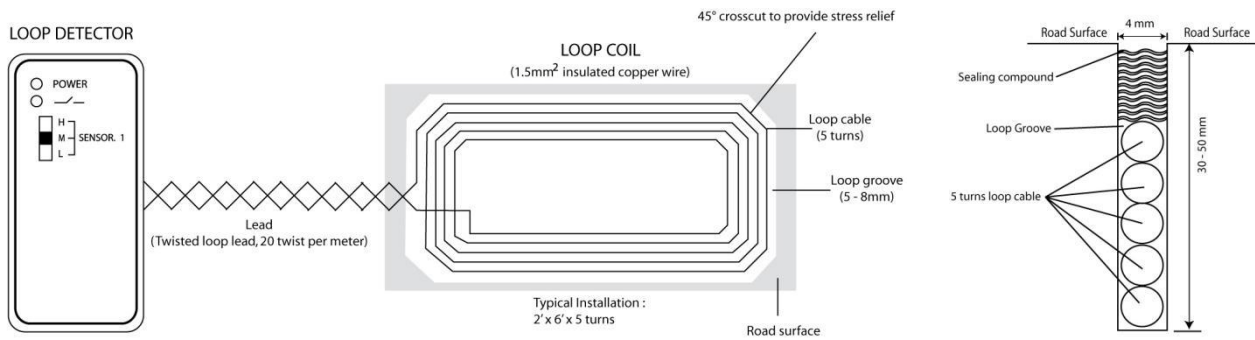


Installation information

Loop and feeder specification

The loop must consist of multi-strand insulated copper wire with cross-sectional area equivalent to 0.75mm² and above. the insulator of the wire must be able to withstand high temperature and corrosion. do not use single strand copper wire as it will break easily.

When long loop feeders are used or feeders are routed together with other electrical wiring. The used of a screened cable or feeder is recommended. the screen must be earthed at the detector end only




Top View

Side view


High temperature loop Cable (RECOMMENDED)

Loop cable 0.75 mm² stranded wire with Teflon insulator. Recommended cable when hot asphalt is used to fill into loop groove. Great resistant against long term hot temperature exposure.



Standard loop cable

Loop cable 1.5mm² or 16awg stranded wire. can only use silicon glue to fill into loop groove to avoid melting the insulator.



Typical installation diagram

